




Motor vehicle lamps Upgrade


Motor vehicle


12V


upgrade

Long Life


	REF-NO.	ECE	VOLTS	WATTS	BASE	DRAWING	PIECE/PU
	48322	H1 LL	12	55	P14,5s	1	100


	REF-NO.	ECE	VOLTS	WATTS	BASE	DRAWING	PIECE/PU
	48323	H3 LL	12	55	PK22s	3	100

	REF-NO.	ECE	VOLTS	WATTS	BASE	DRAWING	PIECE/PU
	48889	H4 LL	12	60/55	P43t	4	100


	REF-NO.	ECE	VOLTS	WATTS	BASE	DRAWING	PIECE/PU
	48329	H7 LL	12	55	PX26d	5	100


Long Life


	REF.-NO.	ECE	VOLTS	WATTS	BASE	DRAWING	PIECE/PU
	48078	H11 LL	12	55	PGJ19-2	6	100


	REF.-NO.	ECE	VOLTS	WATTS	BASE	DRAWING	PIECE/PU
	68162	H6W LL	12	6	BAX9s	59	100


Rallye (for closed circuits only)

	REF.-NO.	ECE	VOLTS	WATTS	BASE	DRAWING	PIECE/PU
	48350	(H1) RA	12	100	P14,5s	1	100
	48380	(H1) RA	12	130	P14,5s	1	100

	REF.-NO.	ECE	VOLTS	WATTS	BASE	DRAWING	PIECE/PU
	48450	(H2) RA	12	100	X511	2	100

	REF.-NO.	ECE	VOLTS	WATTS	BASE	DRAWING	PIECE/PU
	48351	(H3) RA	12	100	PK22s	3	100
	48381	(H3) RA	12	130	PK22s	3	100

	REF.-NO.	ECE	VOLTS	WATTS	BASE	DRAWING	PIECE/PU
	48911	(H4) RA	12	100/55	P43t	4	100
	48901	(H4) RA	12	100/90	P43t	4	100
	48951	(H4) RA	12	130/100	P43t	4	100


	REF.-NO.	ECE	VOLTS	WATTS	BASE	DRAWING	PIECE/PU
	48884	(H4) RA	12	60/55	P45t	22	100
	48904	(H4) RA	12	100/90	P45t	22	100
	48954	(H4) RA	12	130/100	P45t	22	100


Motor vehicle


12V


upgrade


Rallye (for closed circuits only)

	REF-NO.	ECE	VOLTS	WATTS	BASE	DRAWING	PIECE/PU
	48358	(H7) RA	12	80	PX26d	5	100

	REF-NO.	ECE	VOLTS	WATTS	BASE	DRAWING	PIECE/PU
	48034	(HB1 9004) RA	12	100/80	P29t	12	100

	REF-NO.	ECE	VOLTS	WATTS	BASE	DRAWING	PIECE/PU
	48025	(HB3 9005) RA	12	100	P20d	8	100

	REF-NO.	ECE	VOLTS	WATTS	BASE	DRAWING	PIECE/PU
	48026	(HB4 9006) RA	12	70	P22d	9	100


	REF-NO.	ECE	VOLTS	WATTS	BASE	DRAWING	PIECE/PU
	48031	(HB5 9007) RA	12	100/80	PX29t	13	100


Motor vehicle

12V


upgrade


Range Power (up to 30% more light on the road)


	REF-NO.	ECE	VOLTS	WATTS	BASE	DRAWING	PIECE/PU
	48330	H1 RP	12	55	P14,5s	1	100


	REF-NO.	ECE	VOLTS	WATTS	BASE	DRAWING	PIECE/PU
	48878	H4 RP	12	60/55	P43t	4	100


Range Power 50 (up to 50% more light on the road)


	REF.-NO.	ECE	VOLTS	WATTS	BASE	DRAWING	PIECE/PU
	48334	H1 RP50	12	55	P14,5s	1	100

	REF.-NO.	ECE	VOLTS	WATTS	BASE	DRAWING	PIECE/PU
	48335	H3 RP50	12	55	PK22s	3	100

	REF.-NO.	ECE	VOLTS	WATTS	BASE	DRAWING	PIECE/PU
	48861	H4 RP50	12	60/55	P43t	4	100

	REF.-NO.	ECE	VOLTS	WATTS	BASE	DRAWING	PIECE/PU
	48339	H7 RP50	12	55	PX26d	5	100

	REF.-NO.	ECE	VOLTS	WATTS	BASE	DRAWING	PIECE/PU
	48085	HB3 (9005) RP50	12	60	P20d	8	100


	REF.-NO.	ECE	VOLTS	WATTS	BASE	DRAWING	PIECE/PU
	48086	HB4 (9006) RP50	12	51	P22d	9	100


Motor vehicle


12V


upgrade

Range Power Blue+

	REF.-NO.	ECE	VOLTS	WATTS	BASE	DRAWING	PIECE/PU
	48630	H1 RPB+	12	55	P14,5s	1	100

	REF.-NO.	ECE	VOLTS	WATTS	BASE	DRAWING	PIECE/PU
	48633	H3 RPB+	12	55	PK22s	3	100


	REF.-NO.	ECE	VOLTS	WATTS	BASE	DRAWING	PIECE/PU
	48677	H4 RPB+	12	60/55	P43t	4	100


	REF.-NO.	ECE	VOLTS	WATTS	BASE	DRAWING	PIECE/PU
	48638	H7 RPB+	12	55	PX26d	5	100


Motor vehicle

12V


upgrade


	REF.-NO.	ECE	VOLTS	WATTS	BASE	DRAWING	PIECE/PU
	48628	HB1 (9004)	12	65/45	P29t	11	100


	REF.-NO.	ECE	VOLTS	WATTS	BASE	DRAWING	PIECE/PU
	48676	HB2 (9003) RPB+	12	60/55	P43t	4	100


	REF.-NO.	ECE	VOLTS	WATTS	BASE	DRAWING	PIECE/PU
	48616	HB3 (9005) RPB+	12	60	P20d	8	100


Range Power Blue+


	REF.-NO.	ECE	VOLTS	WATTS	BASE	DRAWING	PIECE/PU
	48613	HB4 (9006) RPB+	12	51	P22d	9	100

	REF.-NO.	ECE	VOLTS	WATTS	BASE	DRAWING	PIECE/PU
	48629	HB5 (9007) RPB+	12	65/55	PX29t	13	100

	REF.-NO.	ECE	VOLTS	WATTS	BASE	DRAWING	PIECE/PU
	17137	T4W RPB+	12	4	BA9s	55	200

	REF.-NO.	ECE	VOLTS	WATTS	BASE	DRAWING	PIECE/PU
	17189	W5W RPB+	12	5	W2,1x9,5d	58	200

	REF.-NO.	ECE	VOLTS	WATTS	BASE	DRAWING	PIECE/PU
	70717	(Halogen) W5W RPB+	12	5	W2,1x9,5d	60	200

	REF.-NO.	ECE	VOLTS	WATTS	BASE	DRAWING	PIECE/PU
	68163	H6W RPB+	12	6	BAX9s	59	200

Motor vehicle

12V

upgrade