





Motor vehicle
6V
 standard




Motor vehicle lamps


Headlight lamps


	REF-NO.	ECE	VOLTS	WATTS	BASE	DRAWING	PIECE/PU
	49461	S1	6	25/25	BA20d	24	200
	49521	S2	6	35/35	BA20d	24	200

	REF-NO.	ECE	VOLTS	WATTS	BASE	DRAWING	PIECE/PU
	48301	H3	6	55	PK22s	3	100

	REF-NO.	ECE	VOLTS	WATTS	BASE	DRAWING	PIECE/PU
	48871	(H4)	6	60/55	P43t	4	100

Stop lamps / Signal lamps

	REF-NO.	ECE	VOLTS	WATTS	BASE	DRAWING	PIECE/PU
	17622	P21W	6	21	BA15s	30	200


	REF-NO.	ECE	VOLTS	WATTS	BASE	DRAWING	PIECE/PU
	17904	P21/5W	6	21/5	BAY15d	31	200

Motor vehicle


6V

standard


Festoon lamps


	REF-NO.	ECE	VOLTS	WATTS	BASE	DRAWING	PIECE/PU
	17122	C5W	6	5	SV8,5	47	200

Spherical lamps

	REF-NO.	ECE	VOLTS	WATTS	BASE	DRAWING	PIECE/PU
	17161	R5W	6	5	BA15s	52	200
	17301	R10W	6	10	BA15s	52	200

Indicator lamps

	REF-NO.	ECE	VOLTS	WATTS	BASE	DRAWING	PIECE/PU
	17121	T4W	6	4	BA9s	55	200

	REF-NO.	ECE	VOLTS	WATTS	BASE	DRAWING	PIECE/PU
	17043		6	2	BA9s	54	200