







Headlighting lamps for bicycles and motorcycles

Headlight lamps

	REF-NO.	ECE	VOLTS	WATTS	BASE	DRAWING	PIECE/PU
	68103	HS3	6	2,4	PX13,5s	63	200

	REF-NO.	ECE	VOLTS	WATTS	BASE	DRAWING	PIECE/PU
	49004	S3	6	15	P26s	25	200


	REF-NO.	ECE	VOLTS	WATTS	BASE	DRAWING	PIECE/PU
	48871	(H4)	6	60/55	P43t	4	100


	REF-NO.	ECE	VOLTS	WATTS	BASE	DRAWING	PIECE/PU
	48220	HS1	12	35/35	PX43t	4	100
	48222	(H4) RA	12	35/35	P43t	4	100


Bike





Headlight lamps


	REF.-NO.	ECE	VOLTS	WATTS	BASE	DRAWING	PIECE/PU
	49072		12	35	BA20s	67	200


	REF.-NO.	ECE	VOLTS	WATTS	BASE	DRAWING	PIECE/PU
	49014	S3	12	15	P26s	25	200

	REF.-NO.	ECE	VOLTS	WATTS	BASE	DRAWING	PIECE/PU
	49174		12	45	BA15s	66	200

	REF.-NO.	ECE	VOLTS	WATTS	BASE	DRAWING	PIECE/PU
	49671		12	45/40	BA20d	24	200

	REF.-NO.	ECE	VOLTS	WATTS	BASE	DRAWING	PIECE/PU
	42007	(M5)	12	35/35	P15d-25-1	68	100
	42005	(M5)	12	25/25	P15d-25-1	68	100
	42001	(M5)	12	18/18	P15d-25-1	68	100
							from 2009

	REF.-NO.	ECE	VOLTS	WATTS	BASE	DRAWING	PIECE/PU	
	42017	(M5)	12	35/35	P15d-25-3	69	100	
	42016	(M5)	12	30/30	P15d-25-3	69	100	
								from 2009
	42015	(M5)	12	25/25	P15d-25-3	69	100	
42019	(M5)	12	40/40	P15d-25-3	69	100		
							from 2009	

	REF.-NO.	ECE	VOLTS	WATTS	BASE	DRAWING	PIECE/PU
	42027	(M5)	12	35/35	Ba20d	70	100
	42025	(M5)	12	25/25	Ba20d	70	100
							from 2009

Bike

